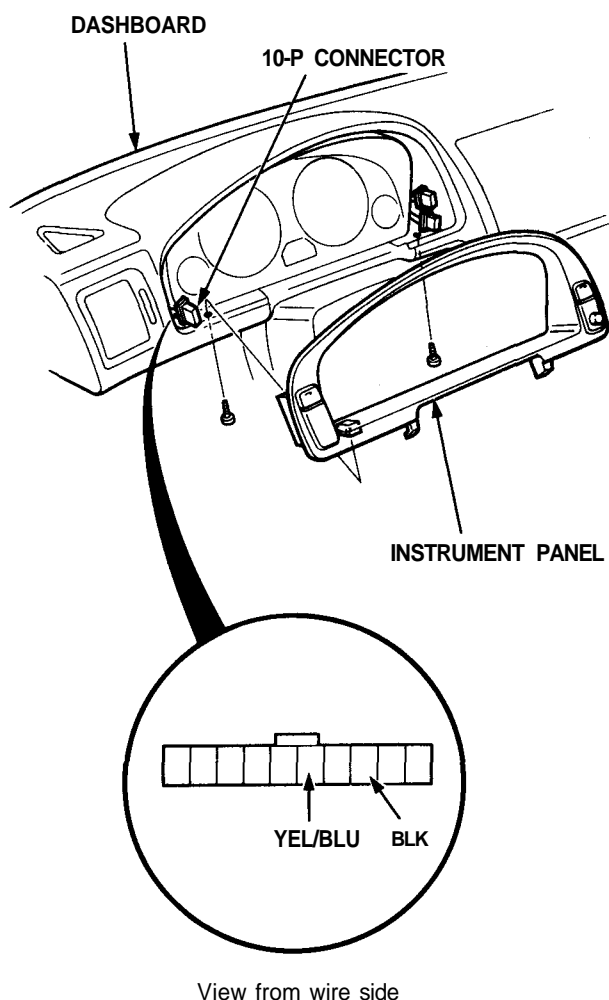




Function Test

1. Remove the two screws, then remove the instrument panel from the dashboard.
2. Connect the YEL/BLU terminal to the BLK terminal with a jumper wire.
The moonroof should open with the ignition switch ON (II).

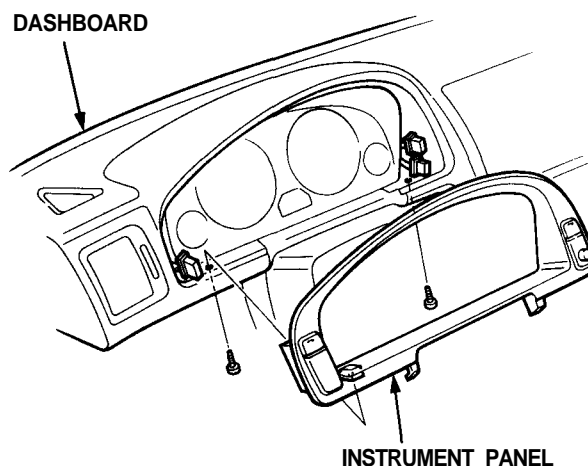
- If the moonroof opens, check the switch.
- If it does not, check for an open in the BLK wire and poor ground (G301, G302, G303).
- If the switch and ground are OK, remove the headliner and check the motor (see page 23-258).



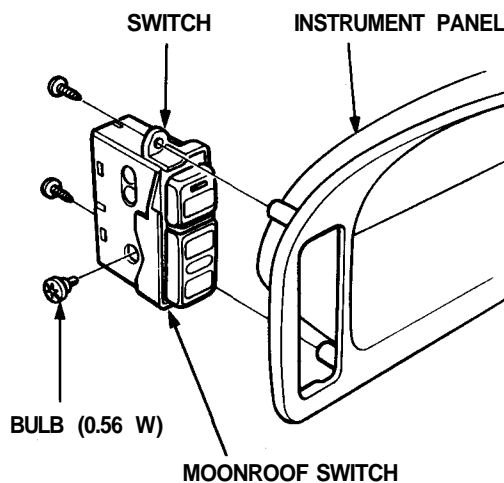
Switch Removal

1. Remove the dashboard lower cover (see page 23-81).
2. Remove the two screws, then remove the instrument panel from the dashboard.

NOTE: Be careful not to damage the dashboard and steering column cover.



3. Disconnect the connectors from the instrument panel.
4. Remove the two screws from behind of the instrument panel, then remove the moonroof switch.



5. Turn the bulb 45° counterclockwise to remove it.